Quarterly report 01-Oct-2014 - 01-Jan-2015

1&1 SiteAnalytics for all domains and subdomains

Visits

All page impressions from the same computer are summarised as one visit. The visits are uniquely identified on the basis of the IP address and the browser ID. As several people may share a computer (e.g. in a cybercafé), the number of visits may not be the same as the number of visitors.

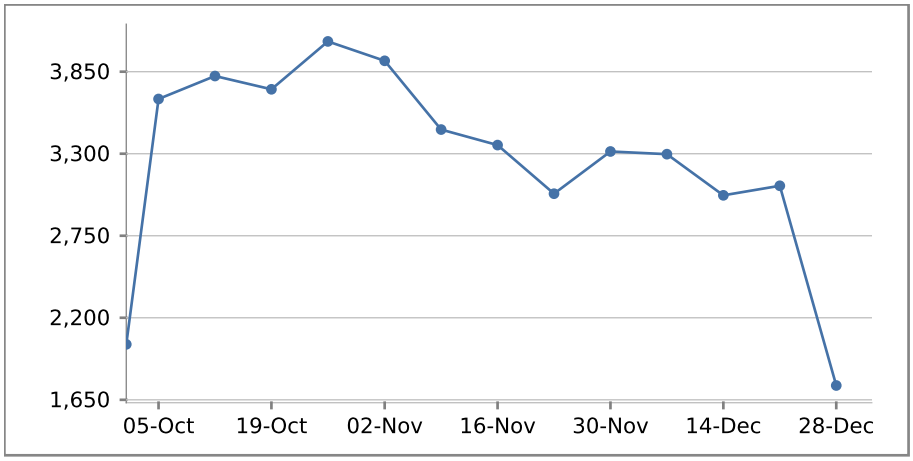

Week	From - To	Visits
40	01-Oct-14 - 04-Oct-14	2,022
40	05-Oct-14 - 11-Oct-14	3,667
41	12-Oct-14 - 18-Oct-14	3,821
42	19-Oct-14 - 25-Oct-14	3,732
43	26-Oct-14 - 01-Nov-14	4,053
44	02-Nov-14 - 08-Nov-14	3,923
45	09-Nov-14 - 15-Nov-14	3,462
46	16-Nov-14 - 22-Nov-14	3,358
47	23-Nov-14 - 29-Nov-14	3,032
48	30-Nov-14 - 06-Dec-14	3,315
49	07-Dec-14 - 13-Dec-14	3,297
50	14-Dec-14 - 20-Dec-14	3,021
51	21-Dec-14 - 27-Dec-14	3,085
52	28-Dec-14 - 31-Dec-14	1,746
	Total	**45,534**
	Averages	**3,252**

Search engines

Using this analysis, you can identify the search engines used by your visitors. You can also see how many visitors reach your pages via the respective search engines.

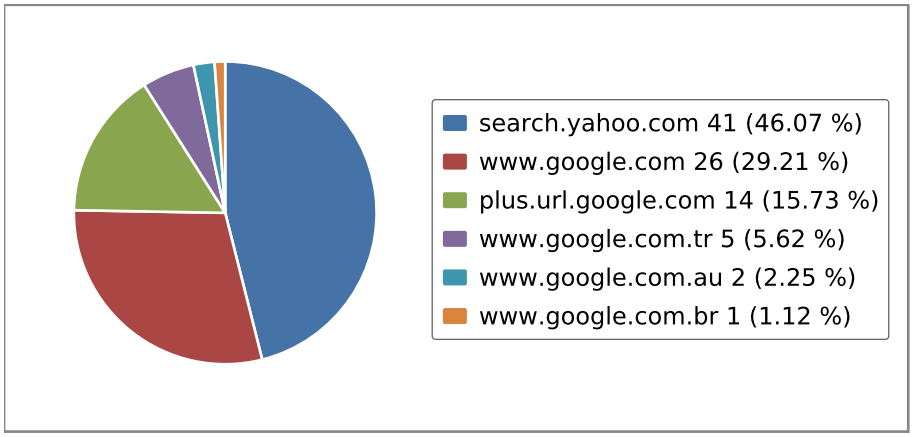

Search engines	Visits	%
search.yahoo.com	41	46.07 %
www.google.com	26	29.21 %
plus.url.google.com	14	15.73 %
www.google.com.tr	5	5.62 %
www.google.com.au	2	2.25 %
www.google.com.br	1	1.12 %
Total	**89**	**100.00 %**

Search terms

The table shows the search terms by means of which your website was found most frequently. Every row contains a search term. For example, if somebody found your website by means of the phrase "repair car", both "repair" and "car" will be displayed as independent terms in the table.

Search terms	Visits	%
docstech.net	46	29.87 %
http	29	18.83 %
octopimirror	29	18.83 %
nonegiven.com	16	10.39 %
docstech.info	13	8.44 %
2014-09-09-wheezy-octopi-0.10.0.zip	10	6.49 %
experimental	3	1.95 %
2014-09-09-wheezy-octopi-0.10.1.zip	2	1.30 %

Search terms	Visits	%
docstech	2	1.30 %
c=m	1	0.65 %
2014-06-20-wheezy-octopi-0.9.0.zip	1	0.65 %
2014-06-20-wheezy-octopi-0.10.0-octopipanel.zip	1	0.65 %
o=a	1	0.65 %
Total	**154**	**100.00 %**

Most frequently accessed pages

You can see the most frequently accessed pages. Only fully loaded pages are counted. Individual page elements, such as images or other elements, are not counted individually. This includes all files with the extensions .png, .jpg, jpeg, .gif, .swf, .css, .class, and .js.

Most frequently accessed pages	Page impressions	%
docstech.net/OctoPiMirror/	24,715	14.60 %
docstech.net/OctoPiMirror/experimental/	16,605	9.81 %
docstech.net/OctoPiMirror/older_versions/	14,727	8.70 %
docstech.net/OctoPiMirror/older_versions/old/	14,310	8.45 %
blog.docstech.net/wp-login.php	13,451	7.95 %
blog.docstech.net/index.php	10,801	6.38 %
blog.docstech.net/wp-cron.php	7,237	4.28 %
docstech.net/OctoPiMirror/experimental/remove_me/	5,665	3.35 %
docstech.net/OctoPiMirror/experimental/remove_me/hhg/	5,624	3.32 %
docstech.info/wp-login.php	5,583	3.30 %
docstech.net/wp-login.php	5,213	3.08 %
docstech.net/OctoPiMirror/2014-09-09-wheezy-octopi-0.10.0.zip	4,996	2.95 %
nonegiven.com/wp-login.php	3,305	1.95 %
docstech.net/index.php	3,070	1.81 %
docstech.net/OctoPiMirror/2014-06-20-wheezy-octopi-0.9.0.zip	2,273	1.34 %
nonegiven.com/index.php	2,109	1.25 %
blog.docstech.net/wp-admin/profile.php	1,207	0.71 %
blog.docstech.net/wp-admin/index.php	825	0.49 %
docstech.info/index.php	719	0.42 %
docstech.net/OctoPiMirror/2014-01-07-wheezy-octopi-0.8.0.zip	551	0.33 %

Quarterly report 01-Oct-2014 - 01-Jan-2015

1&1 SiteAnalytics for all domains and subdomains

Most frequently accessed pages	Page impressions	%
docstech.info/wp-login.php/	449	0.27 %
docstech.net/OctoPiMirror/experimental/2014-09-09-wheezy-octopi-0.10.1.zip	320	0.19 %
docstech.net/OctoPiMirror/experimental/NewOctoPi.svg	264	0.16 %
blog.docstech.net/xmlrpc.php	257	0.15 %
docstech.net/OctoPiMirror/experimental/2014-06-20-wheezy-octopi-0.10.0-OctoPiPanel.zip	216	0.13 %
docstech.net/xmlrpc.php	202	0.12 %
docstech.info/xmlrpc.php	189	0.11 %
docstech.net/wp-login.php/	108	0.06 %
blog.docstech.net/wp-admin/post-new.php	106	0.06 %
docstech.net/OctoPiMirror/experimental/2014-06-20-wheezy-octopi-0.10.0.zip	59	0.03 %
docstech.net/OctoPiMirror/experimental/2014-06-20-wheezy-octopi-0.9.0.zip	45	0.03 %
docstech.net/OctoPiMirror/experimental/2014-06-20-wheezy-octopi-0.10.0-rpi-display.zip	40	0.02 %
blog.docstech.net/OctoPiMirror/	38	0.02 %
docstech.net/OctoPiMirror/experimental/remove_me/hhg/Douglas Adams - Hitchhikers Guide To The Galaxy 01.mp3	36	0.02 %
docstech.net/wp-admin/index.php	32	0.02 %
docstech.net/OctoPiMirror/experimental/2013-07-26-wheezy-octopi-0.6-rc2.zip	28	0.02 %
docstech.net/OctoPiMirror/experimental/2013-05-29-wheezy-octopi-campi-experemental.zip	28	0.02 %
nonegiven.com/user/	27	0.02 %
blog.docstech.net/wp-admin/admin-ajax.php	26	0.02 %
docstech.info/wp-admin/index.php	26	0.02 %
nonegiven.com/admin/	26	0.02 %
nonegiven.com/manager/	25	0.01 %
nonegiven.com/administrator/	25	0.01 %
nonegiven.com/readme.html	25	0.01 %
nonegiven.com/license.txt	25	0.01 %
nonegiven.com/IBMWebAS/docs/	24	0.01 %
nonegiven.com/IBMWebAS/	24	0.01 %
nonegiven.com/OA_HTML/jsp/	24	0.01 %
Other	23,599	13.94 %

Most frequently accessed pages	Page impressions	%
Total	**169,279**	**100.00 %**

Browsers

This chart shows the browsers used by your visitors. For example, this helps you to identify the browsers for which you need to optimise your website.

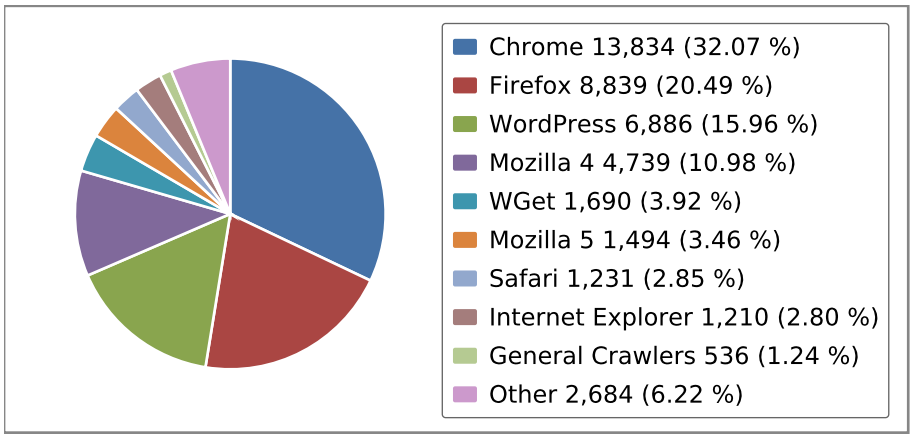

Browsers	Visits	%
Chrome	13,834	32.07 %
Firefox	8,839	20.49 %
WordPress	6,886	15.96 %
Mozilla 4	4,739	10.98 %
WGet	1,690	3.92 %
Mozilla 5	1,494	3.46 %
Safari	1,231	2.85 %
Internet Explorer	1,210	2.80 %
General Crawlers	536	1.24 %
Other	2,684	6.22 %
Total	**43,143**	**100.00 %**

Operating systems

You can see the operating systems used by your visitors. This information helps you to find out for which operating systems you may need to optimise your website.

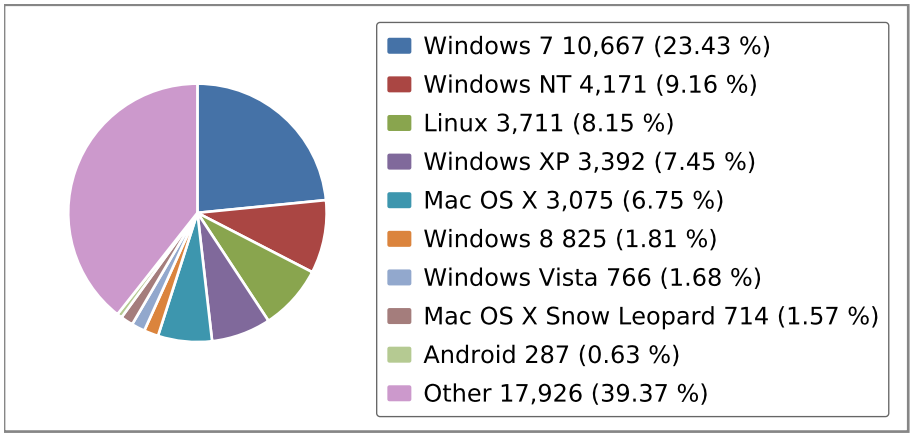

Operating systems	Visits	%
Windows 7	10,667	23.43 %
Windows NT	4,171	9.16 %
Linux	3,711	8.15 %
Windows XP	3,392	7.45 %
Mac OS X	3,075	6.75 %
Windows 8	825	1.81 %
Windows Vista	766	1.68 %
Mac OS X Snow Leopard	714	1.57 %
Android	287	0.63 %
Other	17,926	39.37 %
Total	**45,534**	**100.00 %**

Referring pages

You can see the pages that referred your visitors to your website. Referring pages may be other websites or search engines. The complete URL is displayed.

Referring pages	Visits	%
octoprint.org/download/	4,751	50.51 %
docstech.info/wp-login.php	1,118	11.89 %
docstech.net/wp-login.php	1,115	11.85 %
www.docstech.net	566	6.02 %
docstech.net/	519	5.52 %

Referring pages	Visits	%
semalt.semalt.com/crawler.php	111	1.18 %
plus.url.google.com/url	89	0.95 %
() { :; }; echo content-type:text/plain	57	0.61 %
Other	1,080	11.48 %
Total	**9,406**	**100.00 %**

Visits from continents

This analysis shows which continents your visitors come from.

Continents	Visits	%
Europe	14,254	42.60 %
North America	14,105	42.16 %
Asia	4,058	12.13 %
Australia	560	1.67 %
South America	429	1.28 %
Africa	52	0.16 %
Total	**33,458**	**100.00 %**

Visits from countries

This analysis shows which countries your visitors come from. This information indicates the countries that your website should focus on or the countries for which it still needs to be optimised.

Countries	Visits	%
United States	13,504	40.36 %
China	2,296	6.86 %
Russia	2,284	6.83 %
Ukraine	2,091	6.25 %
Romania	1,901	5.68 %
Germany	1,866	5.58 %
United Kingdom	1,097	3.28 %
France	911	2.72 %
Italy	893	2.67 %
Canada	508	1.52 %
Netherlands	496	1.48 %

Countries	Visits	%
Australia	466	1.39 %
United Arab Emirates	448	1.34 %
Spain	410	1.23 %
Switzerland	317	0.95 %
Hong Kong	265	0.79 %
Poland	238	0.71 %
Sweden	215	0.64 %
Austria	213	0.64 %
Lithuania	202	0.60 %
Czech Rep.	179	0.54 %
Venezuela	167	0.50 %
Denmark	166	0.49 %
Other	2,325	6.95 %
Total	**33,459**	**100.00 %**

Visits from cities

This analysis shows which cities your visitors come from

Cities	Visits	%
US: Wayne	6,225	18.61 %
RO:	1,864	5.57 %
RU:	1,851	5.53 %
US:	1,229	3.67 %
UA:	964	2.88 %
CN:	928	2.77 %
CN: Beijing	925	2.77 %
UA: Kisel?v	654	1.96 %
US: Mountain View	608	1.82 %
FR:	536	1.60 %
IT:	529	1.58 %
AE: Dubai	446	1.33 %
UA: Poltava	392	1.17 %
DE:	377	1.13 %

Cities	Visits	%
US: Brooklyn	366	1.09 %
GB: Newcastle	330	0.99 %
GB:	291	0.87 %
RU: Moscow	272	0.81 %
US: Woodbridge	245	0.73 %
US: Seattle	214	0.64 %
AU:	192	0.57 %
US: San Francisco	189	0.56 %
HK: Kowloon	182	0.54 %
Other	13,648	40.79 %
Total	**33,459**	**100.00 %**