

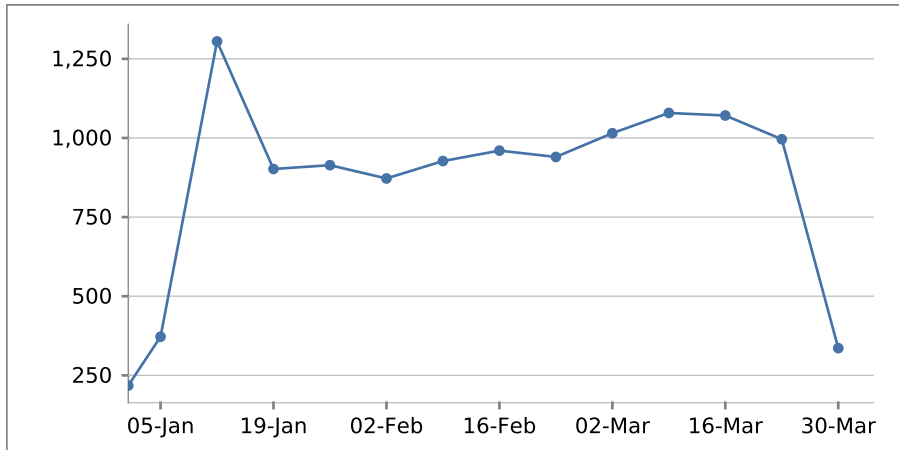


## Quarterly report 01-Jan-2014 - 01-Apr-2014

1&1 SiteAnalytics for docstech.net

### Visits

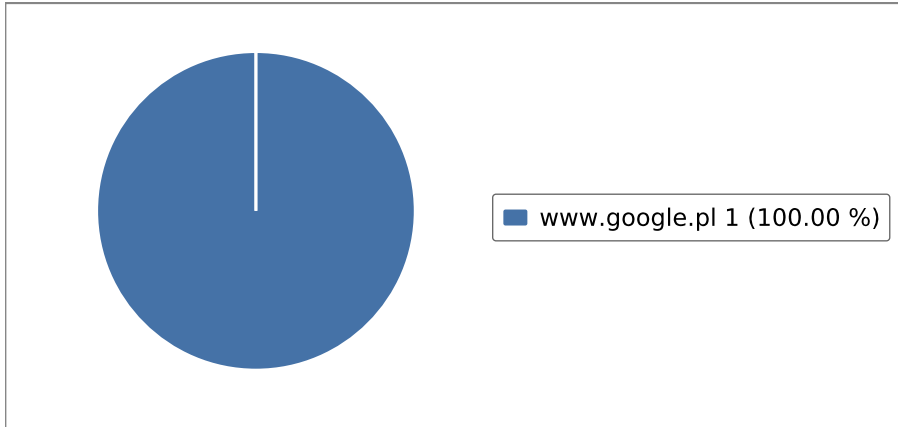
All page impressions from the same computer are summarised as one visit. The visits are uniquely identified on the basis of the IP address and the browser ID. As several people may share a computer (e.g. in a cybercafé), the number of visits may not be the same as the number of visitors.



Week	From - To	Visits
1	01-Jan-14 - 04-Jan-14	218
1	05-Jan-14 - 11-Jan-14	372
2	12-Jan-14 - 18-Jan-14	1,305
3	19-Jan-14 - 25-Jan-14	902
4	26-Jan-14 - 01-Feb-14	914
5	02-Feb-14 - 08-Feb-14	872
6	09-Feb-14 - 15-Feb-14	927
7	16-Feb-14 - 22-Feb-14	960
8	23-Feb-14 - 01-Mar-14	940
9	02-Mar-14 - 08-Mar-14	1,015
10	09-Mar-14 - 15-Mar-14	1,079
11	16-Mar-14 - 22-Mar-14	1,071
12	23-Mar-14 - 29-Mar-14	996
13	30-Mar-14 - 31-Mar-14	336
<b>Total</b>		<b>11,907</b>
<b>Averages</b>		<b>850</b>

## Search engines

Using this analysis, you can identify the search engines used by your visitors. You can also see how many visitors reach your pages via the respective search engines.



Search engines	Visits	%
www.google.pl	1	100.00 %
<b>Total</b>	<b>1</b>	<b>100.00 %</b>

## Search terms

The table shows the search terms by means of which your website was found most frequently. Every row contains a search term. For example, if somebody found your website by means of the phrase "repair car", both "repair" and "car" will be displayed as independent terms in the table.

*No data available.*

## Most frequently accessed pages

You can see the most frequently accessed pages. Only fully loaded pages are counted. Individual page elements, such as images or other elements, are not counted individually. This includes all files with the extensions .png, .jpg, jpeg, .gif, .swf, .css, .class, and .js.

Most frequently accessed pages	Page impressions	%
/OctoPiMirror/	4,098	28.12 %
/OctoPiMirror/2014-01-07-wheezy-octopi-0.8.0.zip	3,997	27.43 %
/wp-login.php	3,801	26.08 %
/index.php	1,265	8.68 %
/OctoPiMirror/experimental/	482	3.31 %
/OctoPiMirror/older_versions/	192	1.32 %
/OctoPiMirror/2013-09-25-wheezy-octopi-0.7.5.zip	154	1.06 %
/wp-login.php/	132	0.91 %



## Quarterly report 01-Jan-2014 - 01-Apr-2014

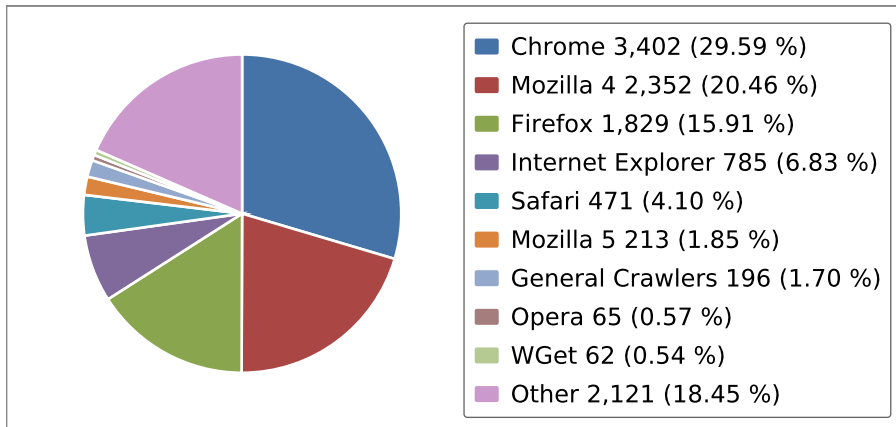
1&1 SiteAnalytics for docstech.net

Most frequently accessed pages	Page impressions	%
/OctoPiMirror/2013-09-25-wheezy-octopi-0.7.6.zip	115	0.79 %
/OctoPiMirror/old/	111	0.76 %
/OctoPiMirror/older_versions/old/	62	0.43 %
/OctoPiMirror/experimental/NewOctoPi.svg	59	0.40 %
/OctoPiMirror/experimental/2013-07-26-wheezy-octopi-experemental-pyserial.zip	15	0.10 %
/OctoPiMirror/old/htaccess	14	0.10 %
/OctoPiMirror/older_versions/old/htaccess	10	0.07 %
/OctoPiMirror/older_versions/2013-09-25-wheezy-octopi-0.7.5.zip	7	0.05 %
/OctoPiMirror/old/2013-05-25-wheezy-octopi.zip	6	0.04 %
/xmlrpc.php	5	0.03 %
/OctoPiMirror/older_versions/2013-09-10-wheezy-octopi-0.7.zip	5	0.03 %
/wp-login.php/wp-login.php	4	0.03 %
/OctoPiMirror/experimental/2013-07-26-wheezy-octopi-campi-experemental.zip	4	0.03 %
/OctoPiMirror/older_versions/2013-07-26-wheezy-octopi-0.5.zip	3	0.02 %
/wp-admin/index.php	3	0.02 %
/OctoPiMirror/older_versions/2013-07-26-wheezy-octopi-0.6.zip	3	0.02 %
/myimages/Doc's_MAME_cabinet.pdf	3	0.02 %
/wp-links-opml.php	3	0.02 %
/OctoPiMirror/experimental/2013-07-26-wheezy-octopi-0.6-rc2.zip	2	0.01 %
/OctoPiMirror/experimental/2013-05-29-wheezy-octopi-campi-experemental.zip	2	0.01 %
/wp-comments-post.php	2	0.01 %
/wp-register.php	2	0.01 %
/index.php/i	2	0.01 %
/wp-config.php	1	0.01 %
/OctoPiMirror/older_versions/old/2013-05-25-wheezy-octopi.zip	1	0.01 %
/wp-content/plugins/hello.php	1	0.01 %
/wp-content/uploads/2014/02/	1	0.01 %
/wp-content/themes/albizia/functions.php/upload-handler.php	1	0.01 %
/wp-signup.php	1	0.01 %
/wp-content/plugins/index.php	1	0.01 %

Most frequently accessed pages	Page impressions	%
/wp-content/uploads/2014/01/	1	0.01 %
/wp-includes/js/tinymce/themes/advanced/about.htm	1	0.01 %
/OctoPiMirror/experimental/2013-07-26-why-eezy-octopi-0.6-rc1.zip	1	0.01 %
<b>Total</b>	<b>14,573</b>	<b>100.00 %</b>

## Browsers

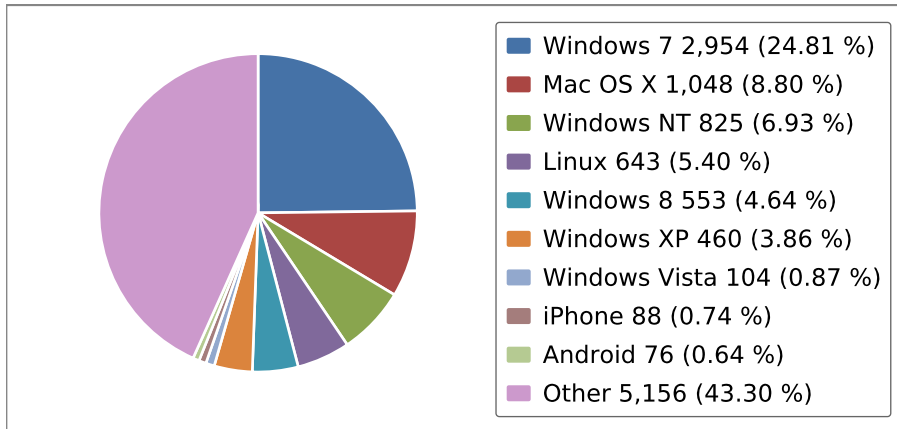
This chart shows the browsers used by your visitors. For example, this helps you to identify the browsers for which you need to optimise your website.



Browsers	Visits	%
Chrome	3,402	29.59 %
Mozilla 4	2,352	20.46 %
Firefox	1,829	15.91 %
Internet Explorer	785	6.83 %
Safari	471	4.10 %
Mozilla 5	213	1.85 %
General Crawlers	196	1.70 %
Opera	65	0.57 %
WGet	62	0.54 %
Other	2,121	18.45 %
<b>Total</b>	<b>11,496</b>	<b>100.00 %</b>

## Operating systems

You can see the operating systems used by your visitors. This information helps you to find out for which operating systems you may need to optimise your website.



Operating systems	Visits	%
Windows 7	2,954	24.81 %
Mac OS X	1,048	8.80 %
Windows NT	825	6.93 %
Linux	643	5.40 %
Windows 8	553	4.64 %
Windows XP	460	3.86 %
Windows Vista	104	0.87 %
iPhone	88	0.74 %
Android	76	0.64 %
Other	5,156	43.30 %
<b>Total</b>	<b>11,907</b>	<b>100.00 %</b>

## Referring pages

You can see the pages that referred your visitors to your website. Referring pages may be other websites or search engines. The complete URL is displayed.

Referring pages	Visits	%
octoprint.org/download/	2,321	94.54 %
plus.url.google.com/url	20	0.81 %
t.co/K5sbaMMPL	12	0.49 %
hotdl.in/	9	0.37 %
thefds.net	7	0.29 %



## Quarterly report 01-Jan-2014 - 01-Apr-2014

1&1 SiteAnalytics for docstech.net

Referring pages	Visits	%
w12files.com/	7	0.29 %
temp.com	5	0.20 %
onload.pw	4	0.16 %
Other	70	2.85 %
<b>Total</b>	<b>2,455</b>	<b>100.00 %</b>

### Visits from continents

This analysis shows which continents your visitors come from.

Continents	Visits	%
North America	3,413	41.62 %
Europe	2,740	33.41 %
Asia	1,791	21.84 %
Australia	183	2.23 %
South America	60	0.74 %
Africa	14	0.18 %
<b>Total</b>	<b>8,201</b>	<b>100.00 %</b>

### Visits from countries

This analysis shows which countries your visitors come from. This information indicates the countries that your website should focus on or the countries for which it still needs to be optimised.

Countries	Visits	%
United States	3,265	39.81 %
Turkey	845	10.30 %
Germany	643	7.84 %
China	387	4.72 %
United Kingdom	296	3.61 %
Netherlands	230	2.80 %
Russia	202	2.47 %
Sweden	154	1.88 %
Australia	141	1.72 %
Spain	130	1.58 %
Canada	125	1.53 %



## Quarterly report 01-Jan-2014 - 01-Apr-2014

1&1 SiteAnalytics for docstech.net

Countries	Visits	%
Italy	121	1.47 %
Austria	118	1.44 %
Switzerland	114	1.39 %
Japan	108	1.32 %
France	106	1.29 %
Belgium	83	1.01 %
India	81	0.99 %
Taiwan	73	0.89 %
Ukraine	71	0.87 %
Czech Rep.	65	0.79 %
Denmark	60	0.74 %
Romania	58	0.71 %
Other	725	8.84 %
<b>Total</b>	<b>8,201</b>	<b>100.00 %</b>

### Visits from cities

This analysis shows which cities your visitors come from

Cities	Visits	%
US: San Francisco	1,520	18.54 %
TR:	822	10.02 %
US:	251	3.06 %
CN:	161	1.96 %
US: Mountain View	118	1.44 %
CN: Beijing	116	1.42 %
DE:	115	1.40 %
RU:	103	1.25 %
JP:	91	1.11 %
GB:	86	1.04 %
NL:	64	0.78 %
CN: Hangzhou	62	0.76 %
US: Woodbridge	51	0.63 %
AU:	48	0.58 %



## Quarterly report 01-Jan-2014 - 01-Apr-2014

1&1 SiteAnalytics for docstech.net

Cities	Visits	%
CH:	46	0.56 %
TW: Taipei	40	0.48 %
UA:	39	0.47 %
DE: Berlin	37	0.45 %
ES:	34	0.42 %
US: Seattle	34	0.42 %
FR:	34	0.42 %
AT: Vienna	33	0.41 %
GB: London	33	0.41 %
Other	4,264	51.99 %
<b>Total</b>	<b>8,201</b>	<b>100.00 %</b>